

## Westchester Region

2022

### Family First Prevention Services Act (FFPSA) Foster Home Data Packet

This FFPSA Foster Homes Data Packet is designed to support LDSS and voluntary agency efforts to analyze the current foster boarding home population to inform foster home recruitment and retention strategies.

#### Regional Data Packet

The foster home data contained in this packet includes all foster homes located within the region . (Exceptions may occur when a home is manually assigned to another regiont in CONNECTIONS.)

These foster homes may be supported by the LDSS or a voluntary agency. These homes may foster children served by your region or children from other regions. The data includes only the children placed through the NYS Foster Care System.

**Note:** An Excel file with a list of all of the homes referenced in this data packet is available upon request. Contact [Christine.Jones@ocfs.ny.gov](mailto:Christine.Jones@ocfs.ny.gov)

### Table of Contents

OCFS has prepared data packets for every NYS OCFS region, LDSS, and Voluntary Agency with ten or more foster homes that were open on 12/31/2022.

<b>Outcomes for Children in Family-Based Foster Care.....</b>	<b>p.1</b>
Family First Goal, NYS Targets, and Local Performance	p.1
Data Quality Check	p.1
<b>Foster Home Openings, Closings, and Open at End of Year.....</b>	<b>p.2</b>
<b>Admission Placement Types.....</b>	<b>p.2</b>
<b>Family/Sibling Groups in Foster Care at End of Year.....</b>	<b>p.3</b>
<b>Foster Home Demographics.....</b>	<b>p.3</b>
Race/Ethnicity of Foster Parent One	p.4
Active Foster Homes	p.4
Therapeutic Foster Homes	p.6
Median Length of Service	p.7
<b>Foster Home Utilization and Transfers.....</b>	<b>p.8</b>
Experience Fostering Teens	p.9
Utilization of New Foster Homes	p.10
Transfers from Foster Homes	p.10

Unless otherwise noted, the data source is the OCFS Foster Home Spell File, a longitudinal foster home file prepared by Chapin Hall Center for Child Welfare Data. Data was extracted from CONNECTIONS on 3/30/2023.

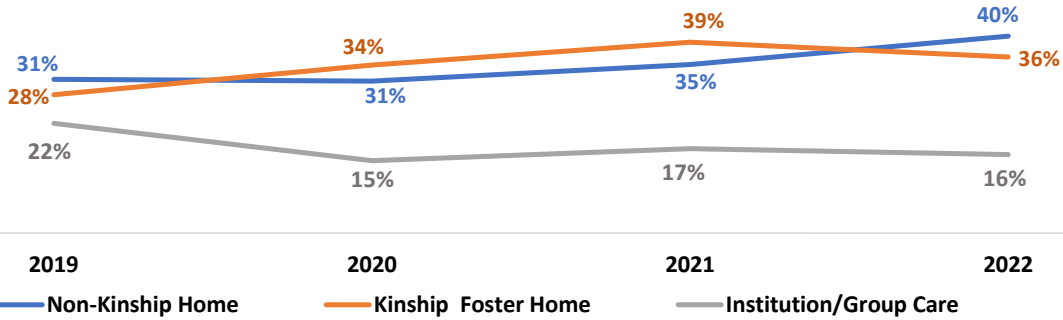
## Westchester Region

**Family First Goal:** The primary goal of FFPSA is to keep children safely at home with their families and, when that is not possible, to utilize the least restrictive placement appropriate for the needs of the child.

**Targets:** OCFS has established a statewide target that on the last day of the year:

- ♦ A maximum of 12% of children in foster care will be in congregate (institution/group care) and
- ♦ A minimum of 50% of children in foster care will be in kinship foster care.

**Percent of Children In Foster Care, by Placement Type\***  
**In Care at End of Year Shown**



Westchester Region	Non-Kinship Foster Home	Kinship Foster	Institution/Group Care	Trial Discharge	Supervised Setting/Other	Total In Care
2019	639	575	456	112	247	2029
2020	575	636	274	100	168	1847
2021	547	619	274	61	82	1583
2022	614	549	245	71	43	1522

Is your region at or near the kinship foster care target of at least 50%?

Is your region at or near the institution/group care target of no more than 12%?

Are you trending towards the targets? If so, what are the effective strategies you can build on? If not, what strategies may you employ to improve?

**\*Technical Notes:** Kinship foster home counts include all children in 24-hour care and/or temporary absence status living with a foster parent recognized as a relative or kin by NYS regulations, regardless of home type. In New York State, foster homes can be established through multiple regulatory pathways. Homes designated as an approved relative home under 18 NYCRR 433.1 may only care for children with a qualifying relationship to the foster parent; homes designated as a certified foster home may care for either related or non-related children. Prior to 2020, NYS regulations defined a relative as someone “within the second or third degree of consanguinity to the parent(s) or stepparent(s) of the child”. In 2020, regulation changes expanded the definition of relative/kin to include: (1) an adult who is related to the parent(s) or stepparent(s) of a child through blood, marriage or adoption to any degree of kinship; (2) an adult with a positive relationship to the child or child’s family including but not limited to a child’s godparent, neighbor, family friend; or (3) an unrelated person where placement with such person allows half-siblings to remain together in an approved foster home, and the parents or stepparents of one of the half-siblings is a relative of such person. Institution/group care includes all children living in a QRTP, PPP, EMPOWER, or Non-Specified settings (e.g. 12/31/21). Children living in supervised setting (formerly SILP) are not included in this category.  
Source: Data Warehouse Family First Prevention Services Act; Outcome Monitoring Report

### Data Quality Check

**Does the number/percent of children placed with kinship resources (above) align with your region's internal data?**

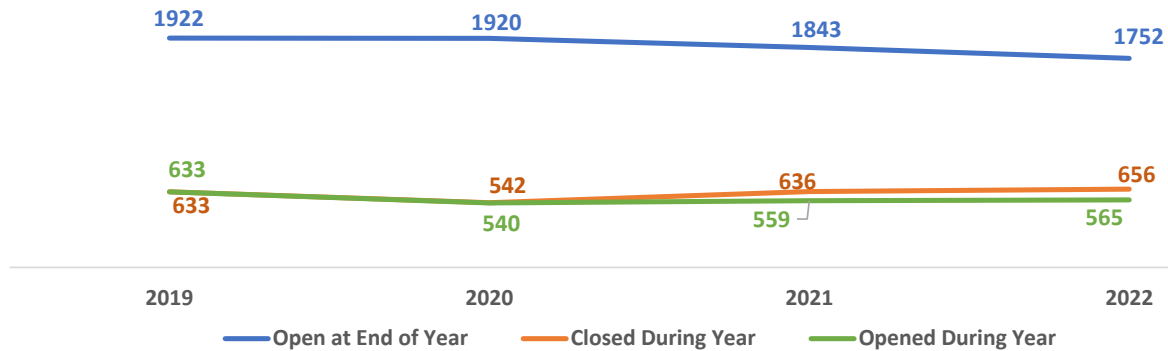
The data is pulled from CONNECTIONS; if your internal data shows different outcomes, it may be an issue related to data input. If you believe this data under-counts the percent of children living with relatives, we recommend two next steps:

1. Understand and calculate your region's actual utilization of kinship foster care.
  - a. Obtain a list of children in foster care in your region (download the **Children in Care and Custody Detail** report in the **detail folder within the QRTP folder** in Data Warehouse). If you are unable to pull this report from Data Warehouse, contact your OCFS Regional Office liaison and request a copy.
  - b. Review the list and make note of children that you identify are placed with kin, but the report shows another placement type.
2. Check to confirm that the placement type is accurately documented in CONNECTIONS.
  - a. Children placed with kin in a certified or foster/adoptive home should be documented in the CONNECTIONS Activities Window. For more information, refer to 18-OCFS-ADM-03 (Revised).

## Westchester Region

### Foster Home Trends: Represents Any Foster Home Located within Region

#### Foster Home Openings, Closings and Open at End of Year



Are the total number of your foster homes increasing or decreasing over time?

Is your net gain or loss due to more foster home openings or more foster home closures?

Do you have a sufficient number of foster homes to meet the need?

*Note: The number of children in care can be found in a predefined Data Warehouse report within the Family First folder.*

*If your region is seeking to place one family in one foster home, an estimate of the number of families in care can be found on the following page.*

### What Placement Types, by Age, are Children in Your Region Entering Foster Care?

Knowing the placement types that children who entered foster care during the previous year utilized can help with planning foster home recruitment and retention strategies.

Placement Type	# Children Under 13	% Children Under 13	# Children over 13	% Children over 13	Total Children that <b>Entered Care in 2022</b>
Non-Kinship Foster Home	259	79%	68	21%	327
Kinship Foster Home	198	80%	50	20%	248
Agency Operated Boarding Home	1	6%	15	94%	16
Group Home	8	6%	124	94%	132
Group Residence	0		6	100%	6
Institution	9	9%	88	91%	97
Supervised Setting/ Other	9	64%	5	36%	14
<b>Total</b>	<b>484</b>		<b>356</b>		<b>840</b>

## Westchester Region

### Families (Family/Sibling Groups) in Foster Care on 12/31/22

**One Family, One Home** is about placing children from one family together in one foster home with no other unrelated children. This is a component of NYC Administration for Children's Services "Home Away From Home" initiative. "The One Family, One Home approach has many advantages: keeping siblings together, reducing stress on children and caregivers, improving placement stability, and other child welfare outcomes. One Family, One Home requires maintaining a family foster care pool of relative and nonrelative caregivers that is large enough to accommodate the number of family groups in foster care."

(Ross, T., PhD, Gerer, L., MA, & Pang, Y. C., PhD. 2019. Home Away From Home. Lessons Learned for Building a One Family, One Home Foster Care System. p.4.)

#### How many families (children with the same case ID) were in foster care on 12/31/2022?

When estimating the number of foster homes needed, consider how many family groups are expected to utilize foster homes. The point-in-time data below will give you an idea of the number of sibling groups who may need foster care and therefore, support projection estimates.

Family Size	Total # of Family Groups in care on 12/31/22	Number of Family Groups in Foster Care Estimated to Need Family Based Care	
1	834	734	<p><b>The New York State Target for Congregate Care is 12%.</b></p> <p>This formula reduces the number of single child family groups by 12%.</p> <p>If 12% of the children in foster care are placed in congregate care, this total indicates how many foster homes are needed to achieve One Family, One Home.</p>
2	153	153	
3	44	44	
4	23	23	
5	10	10	
6	5	5	
7	1	1	
8	0	0	
9	0	0	
10	0	0	
11	0	0	
<b>Total</b>	<b>1070</b>	<b>970</b>	

#### Estimating Need for Foster Homes

From the previous page, how many foster homes were open in your region on 12/31/2022? \_\_\_\_\_

From above, how many family groups were in foster care on 12/21/2022? \_\_\_\_\_

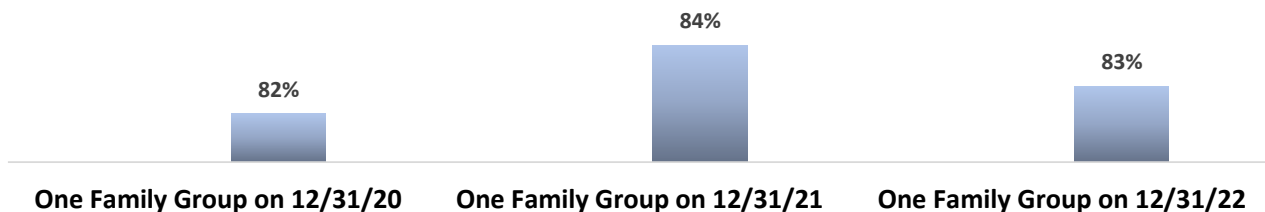
**Do you have enough foster homes for every sibling group to have their own foster home?**

**If not, how many more foster homes are needed?** \_\_\_\_\_

### Families (Family/Sibling Groups) in Foster Care on 12/31/22

Statewide, **83%** of foster homes utilized on 12/31/2022 were fostering one family group.

**Of Foster Homes Occupied on the Last Day of the Year,  
Percent of Homes Fostering One Family Group**



**What is your region's placement practice?**

**What percent of foster homes were fostering one family group? (One Family/One Home)**

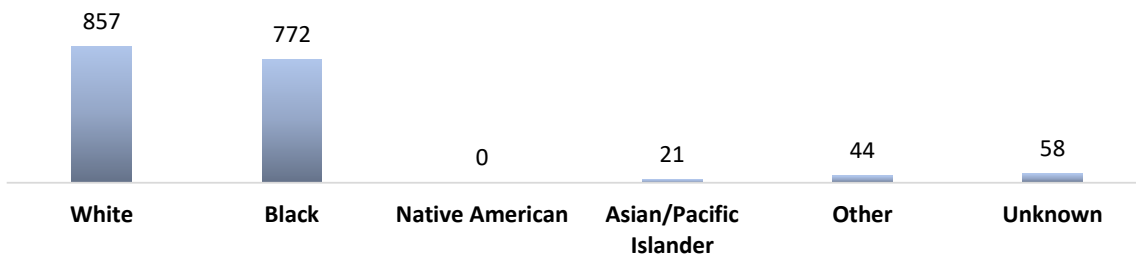
## Westchester Region

### Race/Ethnicity of Foster Parent One

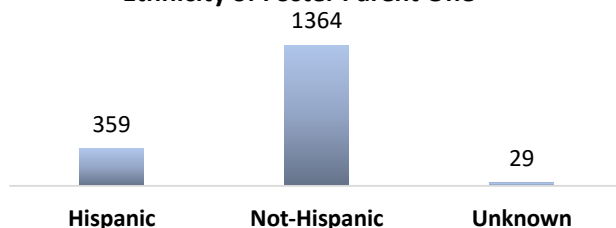
Does the race and ethnicity of foster parents align with the children entering and in foster care?

#### Race: Foster Parent One for Homes Open on 12/31/2022

When two foster parents are listed, parent coded female in CONNECTIONS is parent one.



#### Ethnicity of Foster Parent One



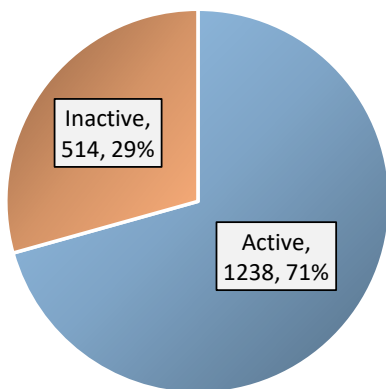
### Active Foster Homes

**Active Foster Home:** A foster home is considered "active" if the parent(s) have fostered within the last six months of 2022. In this packet, inactive homes did not foster any children between 7/1/22-12/31/22.)

Number of foster homes open on 12/31/2022: **1752**

Of those homes, how many were active? Note: Statewide, **78%** of foster homes are active.

#### Foster Homes on 12/31/22 Active and Inactive



How does your region's percentage of active homes compare to statewide?

What are the characteristics of your inactive homes? (Use individual-level foster home file.)

What is your process for supporting foster homes to maintain them as active?

Are there opportunities to bring inactive homes into active status?

## Westchester Region

### Which Parent Agencies have Active/Inactive Foster Homes?

Table (below) provides the names of the parent agencies for the foster homes associated with your district.

Review the list of parent agencies, below, that recruit and support the foster parents that are associated with your district.

**Important: Some of the foster homes in the agencies listed below may not be available for children in your district's care and custody.** Are there any easily identifiable foster homes that are probably **not available for the children in your custody?** (For example, foster homes that were recruited by agencies geographically out-of-area for children in your county.)

Remember that children may be placed with a kinship resource in either a certified foster home/foster adoptive home or an approved relative home. The data below includes all foster boarding type homes.

If you identified homes that you believe are not available for the children in foster care in your district, remove (subtract) those homes from your total number of active, likely available homes.

Agency Name	Active	Inactive	Total Foster Homes
Suffolk County DSS	175	68	243
Orange County DSS	120	66	186
Westchester County DSS	131	33	164
Dutchess County DSS	78	42	120
Rockland County DSS	44	50	94
Berkshire Farm Center & Services for Youth	67	10	77
Nassau County Health & Human Services	48	27	75
SCO Family of Services	60	13	73
Abbott House	48	19	67
Ulster County DSS	46	19	65
Sullivan County DSS	29	27	56
Little Flower Children Services of NY	45	6	51
Astor Services for Children and Families	30	12	42
KidsPeace	29	12	41
Hope for Youth	29	11	40
Children's Aid Society	25	4	29
Catholic Guardian Services	25	4	29
Children's Village	23	4	27
Forestdale, Inc.	21	5	26
Cayuga Home for Children	8	16	24
Putnam County DSS	5	13	18
Rising Ground, Inc.	12	6	18
Family Services of Westchester	7	8	15
MercyFirst	13	2	15
OTHER	11	3	14
You Gotta Believe	1	12	13
Jewish Child Care Assn. of NY (JCCA)	11	2	13
Children's Home of Wyoming Conference	11	2	13
New York Foundling	12	1	13
Coalition for Hispanic Family Services	8	2	10
Cardinal McCloskey Services	8	1	9
New Alternatives for Children, Inc.	9		9
Graham-Windham	8		8
Saint Catherine's Ctr for Children	7	1	8
HeartShare St. Vincent's Services	8		8
Saint Dominic's Home	7		7
Ohel Children's Home and Family Services	2	4	6
Good Shepherd Services	6		6
Seamen's Society for Children and Families	4	1	5
NRFS Northeast Parent & Child Society	1	2	3
Sheltering Arms Child & Family Services	2	1	3
Family Focus Adoption Services		3	3
Schenectady County DSS	2		2
Delaware County DSS	1	1	2
Saratoga County DSS	1		1
Lutheran Social Svcs of NY		1	1
<b>Total</b>	<b>1238</b>	<b>514</b>	<b>1752</b>

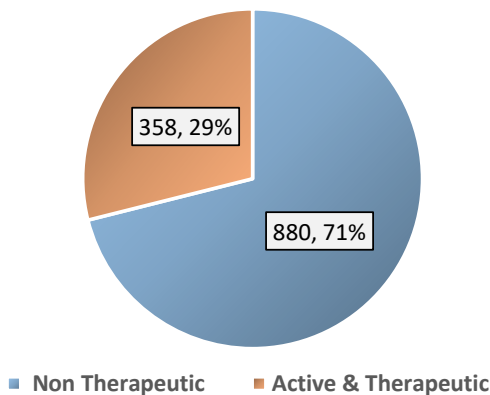
## Westchester Region

### Active Therapeutic Foster Homes Associated with Region

**1238** Foster Homes, that were open on 12/31/22 are considered "Active". This may represent a more accurate count of *available* foster homes.

Of those active homes, how many were **therapeutic**? Note: Statewide, **32%** of active homes are therapeutic.

**Active Foster Homes on 12/31/22  
by Therapeutic Designation**



What are the outcomes for those homes?

(to answer these questions,  
use the foster home level file)

Do children leave therapeutic foster homes to permanency more often than to moves (lateral or step up)?

Do therapeutic foster homes have a longer or shorter length of service?

What are the characteristics of children placed in therapeutic foster homes?

### Which Parent Agencies have Active/Therapeutic Foster Homes?

Table (below) provides the names of the parent agencies for the foster homes associated with your region.

Review the list of parent agencies, below, that recruit and support the foster parents that are associated with your region.

Note: A foster home is listed as therapeutic if it was therapeutic at any time during this current foster home episode.

Foster homes may transfer from one parent agency to another within their foster home episode.

Agency Name	Active/ Non-Therapeutic	Active/ Therapeutic	Total Foster Homes
Suffolk County DSS	174	1	175
Westchester County DSS	129	2	131
Orange County DSS	119	1	120
Dutchess County DSS	77	1	78
Berkshire Farm Center & Services for Youth		67	67
SCO Family of Services	32	28	60
Abbott House	21	27	48
Nassau County Health & Human Services	46	2	48
Ulster County DSS	43	3	46
Little Flower Children Services of NY	31	14	45
Rockland County DSS	42	2	44
Astor Services for Children and Families		30	30
Sullivan County DSS	24	5	29
Hope for Youth		29	29
KidsPeace		29	29
Catholic Guardian Services	16	9	25
Children's Aid Society	13	12	25
Children's Village	12	11	23
Forestdale, Inc.	17	4	21
MercyFirst	5	8	13
Rising Ground, Inc.	11	1	12
New York Foundling	9	3	12
Cardinal McCloskey Services	1	7	8
Family Services of Westchester		7	7
Saint Catherine's Ctr for Children		7	7
Saint Dominic's Home	7		7
Good Shepherd Services	4	2	6
Putnam County DSS	5		5
Seamen's Society for Children and Families	3	1	4
Ohel Children's Home and Family Services	2		2
Schenectady County DSS	2		2
Sheltering Arms Child & Family Services	2		2
You Gotta Believe	1		1
Saratoga County DSS	1		1
NRFS Northeast Parent & Child Society		1	1
Delaware County DSS	1		1
<b>Total</b>	<b>880</b>	<b>358</b>	<b>1238</b>

## Westchester Region

### Median Length of Service

The median length of service gives us information about how long foster parents serve. It is a calculation that represents the time it takes for half of the foster parents to leave foster parenthood. For example, if 100 new foster parents were certified in 2020, and half of them (50) left service in 18 months, then the 2020 median length of service is 18 months.

What is your region's median length of service?

How does it compare to NYS's foster home median length of service?

Does the median length of service differ based on foster parent characteristics and experiences?

#### Median Length of Service in Months

**Median Length of Service is not available for your region.**

Foster Home Characteristic	Westchester Region	New York State
All Foster Homes	0.0	17.3
All Therapeutic Foster Homes	0.0	19.2
Foster Homes that fostered teens two or more times	0.0	23.6

Note: If you are interested in the median length of service for other cohorts, this can be calculated using the individual foster home file.

If you have varying lengths of service, what are some questions you might ask?

**Examples:**

Are those with a short length of service relative homes with the intention of fostering once?

Statewide, foster parents who foster teens repeatedly tend to have a longer length of service, why? Are there additional supports we provide to those parents that could be replicated with other foster parents?

Note: The length of service observes the foster home's Resource Identification Number through closure, regardless of certifying agency. Foster home is certified/approved on an annual basis, and due to various reasons, some homes may have a certification lag. In order to adjust for this, if a home has a lag of less than three months, then, for purposes of this data packet, the certification/approval is "bridged", allowing for a length of service calculation that is more representative of the foster parent's practical length of service.



## Westchester Region

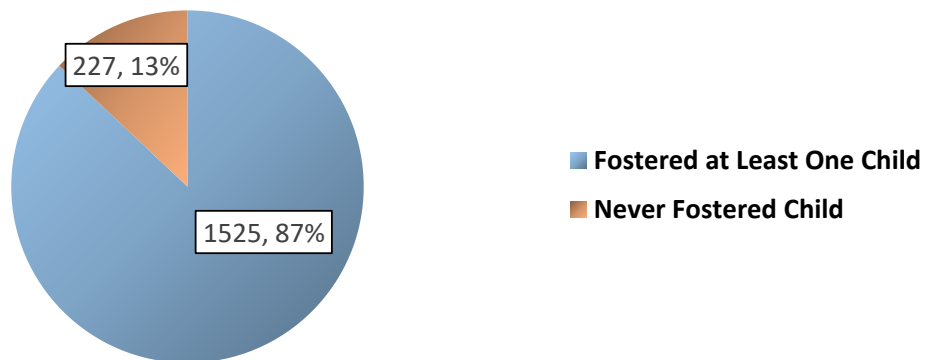
### Foster Home Utilization

What percent of foster homes ever fostered a child?

Number of Homes Open on 12/31/2022 in this region:

Statewide, **90%** of all homes open on 12/31/22 had fostered a child (any age) at least once. How do you compare? What might be some reasons your percent is higher/lower than the NYS rate?

Homes Open on 12/31/22,  
by Number/Percent of Ever Fostered a Child



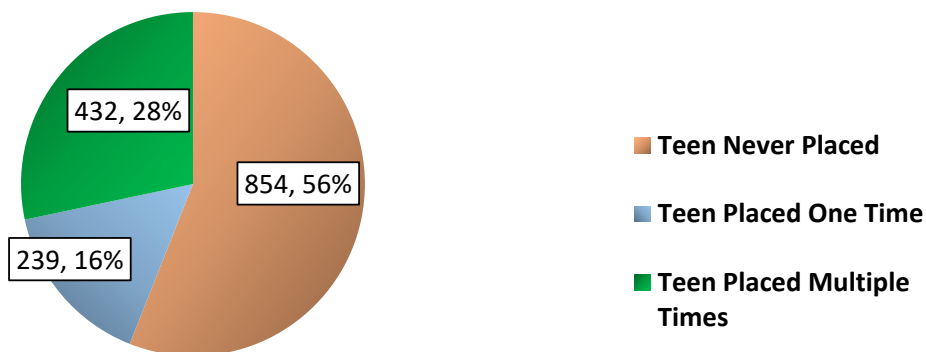
### Foster Homes where Teens were Placed

When analyzing your region's data, consider if there are a sufficient number of new and existing foster homes to meet the anticipated demand, post FFPSA implementation.

Statewide, **38%** of all homes that have fostered a child and open on 12/31/22 had accepted a teen one or more times.

How does your region compare? What might be some reasons your percent is higher/lower than the NYS rate?

Homes Open on 12/31/22,  
by Number/Percent of Teens Ever Placed

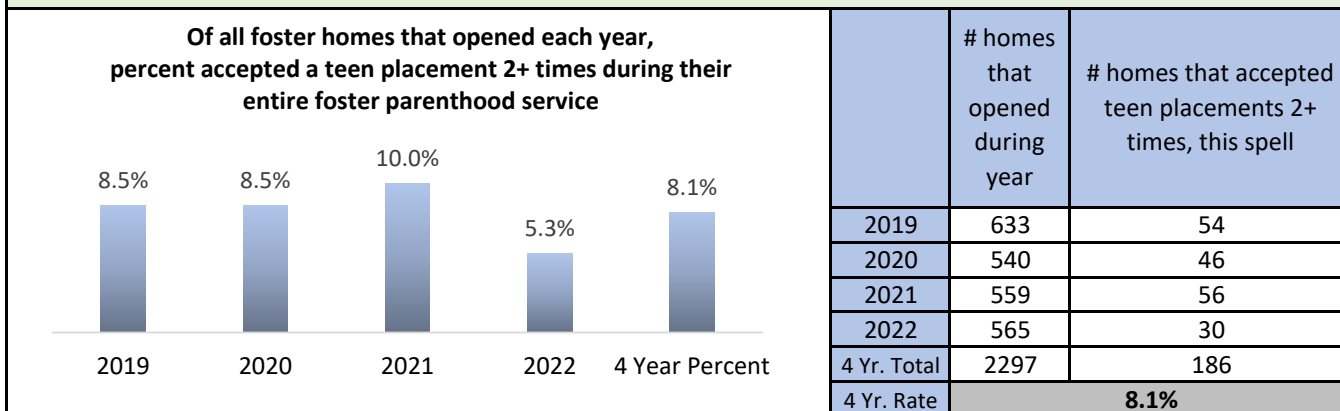


## Westchester Region

### Foster Homes that were Ever Open: Experience with Teen Placements

The number of homes open on 12/31/22 do not represent all foster homes *ever* open; some homes that were open, have closed before 12/31/22.

For recruitment purposes, a region might ask: "Of all the homes that we opened during a time period, how many of them accepted teen placements?". The graph below shows the percent of foster homes that opened during the year, that accepted a teen placement on more than one occasion during their foster parenthood experience.



Note: This is a count of foster homes that accepted teen placements on two or more occasions during the foster home episode that began during the year. Some homes may have fostered more teens during other foster home episodes. Refer to the foster home level file for additional information.

**Statewide, the 4-year rate is 8.0%.**

**Critical Thinking:** You may notice that fewer homes that opened in 2022 have accepted teen placements. Research shows that foster parents who successfully foster teens generally have more fostering experience prior to their first teen fostering experience, therefore, we are less likely to see new foster parents taking teens. (Ross, T., PHD, Gerber, L., MA, & Pang, Y. C., PHD. (2019). Home Away From Home. Lessons for Building a One Family, One Home Foster Care System.)

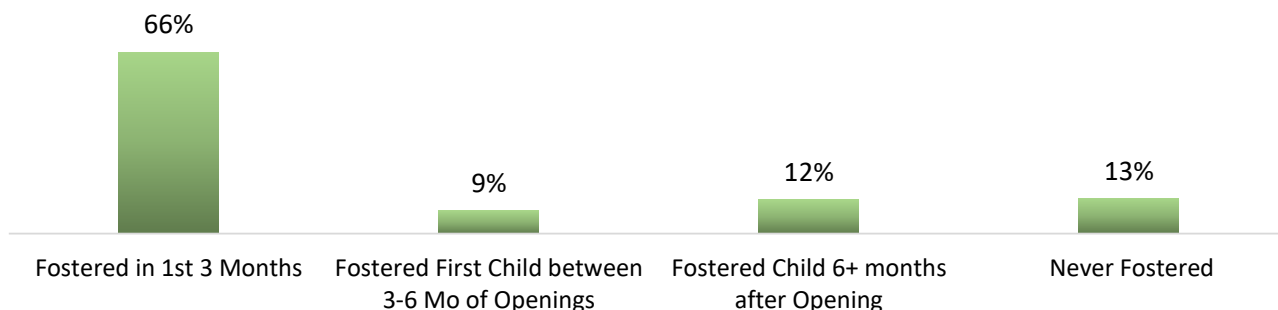
## Westchester Region

### Utilization of New Foster Homes

The first three months of certification is an important time. If a foster home does not foster a child within their initial three months of certification, they are much less likely to ever foster a child.

Statewide, according to the data, approximately **76%** of foster homes are fostering a child within the first three months of certification/approval.

#### Time Between Foster Home Opening and First Child Placed (All Homes Open on 12/31/22)



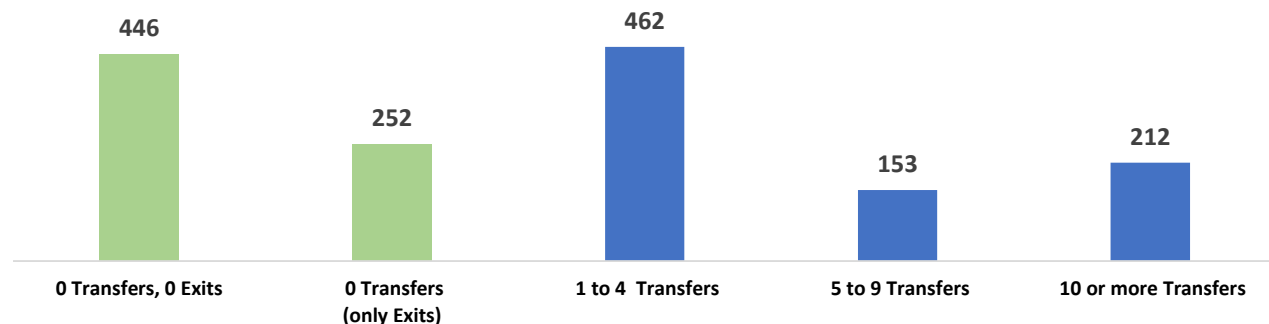
### Transfers From Foster Homes

"Children need consistency, predictability, and attachment to a caring adult to thrive. Multiple placements have been found to lead to delayed permanency outcomes, academic difficulties, and struggles to develop meaningful attachments". (Rutter, M., & Sroufe, L. A. (2000). Developmental psychopathology: Concepts and challenges. Development and Psychopathology, 12(3), 265-296.)

Note: Statewide, **51%** of homes open on 12/31/22 had at least one transfer from the home to another placement type. The predominant transfer type statewide is a **lateral** move from one foster home to another. A breakdown of the type of transfers can be found in the individual foster home file.

If many foster homes have multiple transfers, it points towards a potential systemic issue (i.e.: placement decisions, foster home training or support). If the transfers are from only a few foster homes, it may be indicative of home-specific issues. Which is the case in your region?

#### Number of Foster Homes with Exits to Another Placement Type, Grouped by Number of Transfers (for homes open on 12/31/22 that fostered children)



What is the process for matching children to foster homes?

Are there any characteristics that homes with similar experiences have in common?

What is the level of support for these homes?