

## Region 5 (Westchester)

2019

### Family First Prevention Services Act (FFPSA) Foster Home Data Packet

This FFPSA Foster Homes Data Packet is designed to support local efforts to analyze the current foster boarding home population to inform foster home recruitment and retention strategies.

#### Regional Data Packet

The foster home data contained in this packet includes all foster homes associated with your region and, unless overridden in Connections, are located within the county boundaries. These foster homes may be supported by a LDSS or a voluntary agency. These homes may foster children served by a LDSS or children from other regions or states.

### Table of Contents

OCFS has prepared data packets for every NYS OCFS region, LDSS, and Voluntary Agency with ten or more foster homes that were open on 12/31/2019.

<b>Targets for Children in Family-Based Foster Care.....</b>	<b>p.2</b>
Family First Goal, NYS Targets, and Local Performance	p.2
Data Quality Check	p.3
Foster Home Openings, Closings, and Open at End of Year	p.3
<b>Foster Home Demographics.....</b>	<b>p.4</b>
Family/Sibling Groups	p.4
Race/Ethnicity of Foster Parent 1	p.5
Active Foster Homes	p.5
Therapeutic Foster Homes	p.7
Median Length of Service	p.8
<b>Foster Home Utilization and Transfers.....</b>	<b>p.9</b>
Experience Fostering Teens	p.9
Utilization of New Foster Homes	p.11
Transfers from Foster Homes	p.12

Unless otherwise noted, the data source is the OCFS Foster Home Spell File, a longitudinal foster home file prepared by Chapin Hall Center for Child Welfare Data. Data was extracted from CONNECTIONS on 1/31/20.

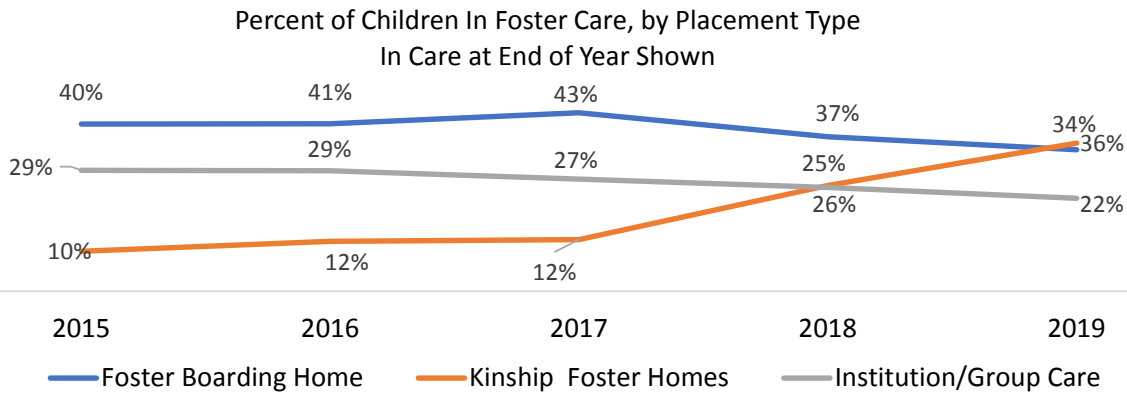
## Region 5 (Westchester)

**Family First Goal:** The primary goal of FFPSA is to keep children safely at home with their families and, when that is not possible, to utilize the least restrictive placement appropriate for the needs of the child.

**Targets:** OCFS has established a statewide goal that by September 30, 2021:

- ♦ A maximum of 12% of children in foster care will be in congregate (institution/group care) and
- ♦ A minimum of 50% of children in foster care will be in kinship foster care

### What is this region's current performance in relation to the NYS targets?



Region 5 (Westchester)	Foster Boarding	Kinship Foster	Institution/Group Care	Trial Discharge	SILP/Other	Total In Care
2015	1024	244	740	121	401	2530
2016	964	287	694	99	335	2379
2017	999	289	628	112	285	2313
2018	834	571	560	105	160	2230
2019	699	732	459	114	38	2042

**Regionally, are you at or near the institution/group care and kinship foster care targets?**

**Are you trending towards the targets? If so, what are the effective strategies you can build on? If not, what strategies might you employ to improve?**

\*Technical Notes: **Kinship foster home** counts include all children in 24-hour care and/or temporary absence status living with a foster parent recognized as a relative or kin by NYS regulations, regardless of home type. In New York State, foster homes can be established through multiple regulatory pathways. Homes designated as an approved relative home under 18 NYCRR 433.1 may only care for children with a qualifying relationship to the foster parent; homes designated as a certified foster home may care for either related or non-related children. Prior to 2020, NYS regulations defined a relative as someone “within the second or third degree of consanguinity to the parent(s) or stepparent(s) of the child”. In 2020, regulation changes expanded the definition of relative/kin to include: (1) an adult who is related to the parent(s) or stepparent(s) of a child through blood, marriage or adoption to any degree of kinship; (2) an adult with a positive relationship to the child or child’s family including but not limited to a child’s godparent, neighbor, family friend; or (3) an unrelated person where placement with such person allows half -siblings to remain together in an approved foster home, and the parents or stepparents of one of the half -siblings is a relative of such person.

**Institution/group care** includes all children living in an agency operated boarding home, group home, group residency, or institutional setting (e.g. 12/31/19). Children living in supervised independent living programs are not included in this category.

Source: Data Warehouse Family First Prevention Services Act; Outcome Monitoring Report

A District-level performance report can be found on the NYS OCFS website's FFPSA Data and Resources page.

Look for the FFPSA Outcome Monitoring Report at:

<https://ocfs.ny.gov/main/sppd/family-first-data.php#h3-goal-monitoring>

## Region 5 (Westchester)

### Data Quality Check

Does the number/percent of children placed with kinship resources (on previous page) align with your expectations of your Region's data?

The data is pulled from CONNECTIONS; if your internal data shows different outcomes, it may be an issue related to data input.

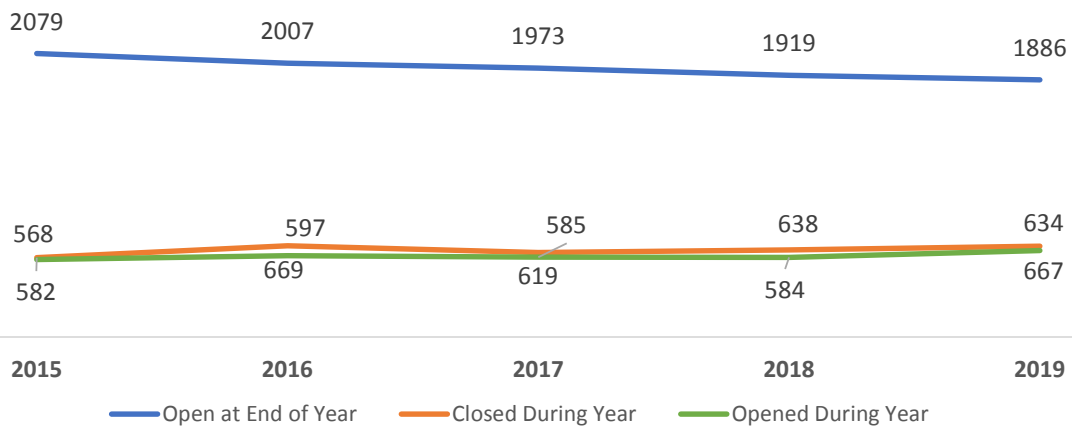
If you believe this data under or over counts the percent of children living with relatives, we recommend that districts in the region engage in two next steps:

1. Understand and calculate your region's actual utilization of kinship foster care.
  - a. Obtain a list of children in foster care in your LDSS (download the **Family First Outcome Monitoring Detail** report from Data Warehouse). If you are unable to pull this report from Data Warehouse, contact your OCFS Regional Office liaison and request a copy.
  - b. Review the list and make note of children that you identify are placed with kin, but the report shows another placement type.
2. Check to confirm that the placement type is accurately documented in CONNECTIONS.
  - a. Children placed with kin in a certified or foster/adoptive home should be documented in the CONNECTIONS Activities Window. For more information, refer to 18-OCFS-ADM-03 (Revised).

### Foster Home Trends:

**Represents Any Foster Home Located in the Counties in the Region**

Foster Home  
Openings, Closings and Open at End of Year



Are the total number of foster homes increasing or decreasing over time?

Is your net gain or loss due to more foster home openings or more foster home closures?

Regionally, do you have a sufficient number of foster homes to meet the need? *Note: The number of children in care with each district can be found in a predefined Data Warehouse report within the Family First folder. If Districts are seeking to place one family in one foster home, an estimate of the number of families in care can be found on the following page.*

**Region 5 (Westchester)**

**Families (Family/Sibling Groups) In Foster Care on 12/31/19**

**One Family, One Home** is about placing children from one family together in one foster home with no other unrelated children. This is a component of NYC Administration for Children's Services "Home Away From Home" initiative. "The One Family, One Home approach has many advantages: keeping siblings together, reducing stress on children and caregivers, improving placement stability, and other child welfare outcomes. One Family, One Home requires maintaining a family foster care pool of relative and nonrelative caregivers that is large enough to accommodate the number of family groups in foster care." (Ross, T., PhD, Gerer, L.,MA, & Pang, Y. C., PhD. 2019. Home Away From Home. Lessons Learned for Building a One Family, One Home Foster Care System. p.4.)

**How many families (children with the same case ID) were in foster care on 12/31/2019?**

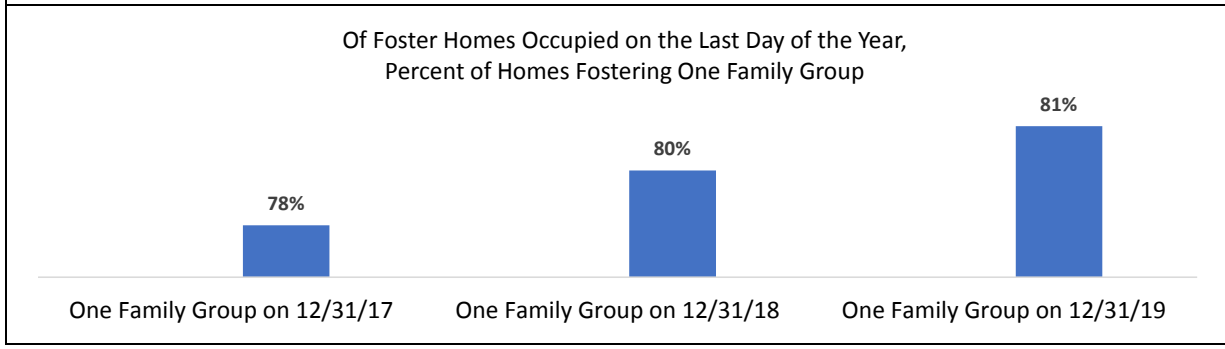
When estimating the number of foster homes needed, consider how many family groups are expected to utilize foster homes. The point-in-time data below will give you an idea of the number of sibling groups who may need foster care and therefore, support projection estimates.

Family Size	Total # of Family Groups in care on 12/31/19	Number of Families if 12% of Youth in Foster Care were Placed in Congregate Care	
1	1129	994	Assume all 12% of children in congregate care are a family with one child. (The number in this cell represents the number of families with one child that would be estimated to need foster home(s). It is 12% fewer families with one child.)  If 12% of the children entering foster care are placed in congregate care, how many foster homes are needed for One Family, One Home?
2	170	170	
3	63	63	
4	42	42	
5	12	12	
6	3	3	
7	4	4	
8	0	0	
10	0	0	
<b>Total</b>	<b>1423</b>	<b>1288</b>	

**Families (Family/Sibling Groups) In Foster Care on 12/31/19**

**What is the region's placement practice?  
What percent of foster homes were fostering one family group?  
(One Family/One Home)**

Statewide, 81% of foster homes utilized on 12/31/2019 were fostering one family group.



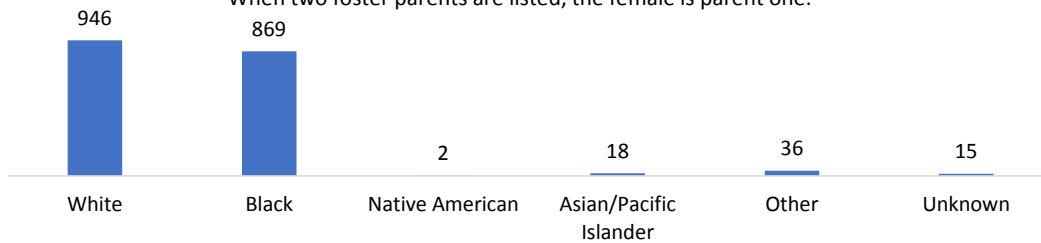
## Region 5 (Westchester)

### Race/Ethnicity of Foster Parent One

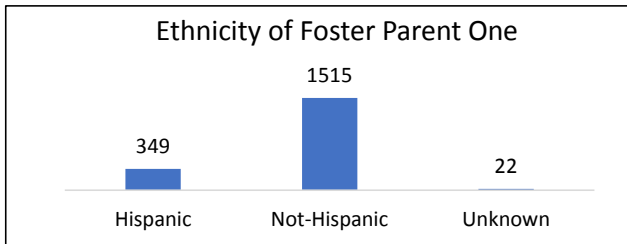
**Does the race and ethnicity of foster parents align with the children entering and in foster care?** Note: The race and ethnicity for children in foster care in the region is available in a predefined report within OCFS' Data Warehouse. The "Children In Care by Status" report is located in the "Family First" folder, which is in the "Child Welfare Services" folder. If you need assistance locating the report, contact your OCFS regional office.

**Race: Foster Parent One for Homes Open on 12/31/2019**

When two foster parents are listed, the female is parent one.



**Ethnicity of Foster Parent One**



### Active Foster Homes

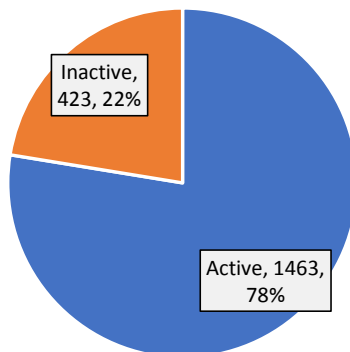
**Active Foster Home:** A foster home is considered "active" if the parents have fostered within the last six months of 2019 (the data in this packet is as of 12/31/19.)

(Inactive homes did not foster any children between 7/1/19-12/31/19.)

**1886** Foster Homes were open at the end of 2019. Of those homes, how many were active?

Note: Statewide, **81%** of foster homes are active.

Foster Homes on 12/31/19  
Active and Inactive



How does the region's percentage of active homes compare to statewide?

What are the characteristics of inactive homes?  
(Use individual-level foster home file.)

What is the area's process for supporting foster homes to maintain them as active?

Are there opportunities to bring inactive homes into active status?

## Region 5 (Westchester)

### Which Parent Agencies have Active/Inactive Foster Homes?

Table (below) provides the names of the parent agencies for the foster homes associated with the region.

Review the list of parent agencies, below, that recruit and support foster parents that are associated with districts within this region.

**Important: Some of the foster homes in the agencies listed below may not be available for children the care and custody of local departments of social services in your region.** Are there any easily identifiable foster homes that are probably **not available for the children in your custody?** (For example, foster homes that were recruited by agencies geographically out-of-area for children in the region.)

Remember that children may be placed with a kinship resource in either a certified foster home/foster adoptive home or an approved relative home. The data below includes all foster boarding type homes.

If you identified homes that you believe are not available for the children in foster care in your county, remove (subtract) those homes from your total number of active, likely available homes.

Parent Agency Name	Active	Inactive	Total Foster Homes
Abbott House	62	22	84
Astor Services Child & Families	39	7	46
Berkshire Farm	84	22	106
Cardinal McCloskey Services	14	2	16
Catholic Guardian Soc	28	2	30
Cayuga Home For Children	11	15	26
Children's Aid Society	14	1	15
Children's Village Inc	23	1	24
Coalition Hispanic Family Ser	3		3
Dutchess County DSS	92	40	132
Family Focus Adoption Svcs	2	4	6
Family Services Of Westchester	6	4	10
Forestdale	18	6	24
Good Shepherd Services	2	2	4
Graham-Windham	9		9
HeartShare St. Vincent's Services	6	3	9
Hope For Youth Inc	26	11	37
Jewish Child Care Asn/ Jcca Ny	12	4	16
Kidspace Nat Ctr N.a.	45	13	58
Little Flower Children's Ser	40	5	45
Lutheran Social Services Nyc	2		2
Mental Health Assn/Ulster Cty	6	2	8
Mercy First	8	1	9
Nassau Co Health & Human Res	59	43	102
New Alternatives For Children	5		5
New York Foundling	13	1	14
North American Family Inst	16	4	20
Northeast Parent & Child Soc	1		1
Ohel Children's Home & Service	5	2	7
Orange County DSS	152	40	192
Putnam County DSS	11	6	17
Rising Ground Inc	18	4	22
Rockland County DSS	48	20	68
Schenectady County DSS		1	1
Sco Family Of Services	71	6	77
Seamen's Society For Children	1		1
Sheltering Arms Child & Family Service	2	1	3
St Catherine's Ctr Children	13	3	16
St Dominic's Home	6	2	8
Suffolk County DSS	216	74	290
Sullivan County DSS	25	8	33
Ulster County DSS	81	11	92
Westchester County DSS	159	20	179
Wyoming County DSS	1		1
You Gotta Believe!	8	10	18
<b>Total Foster Homes</b>	<b>1463</b>	<b>423</b>	<b>1886</b>

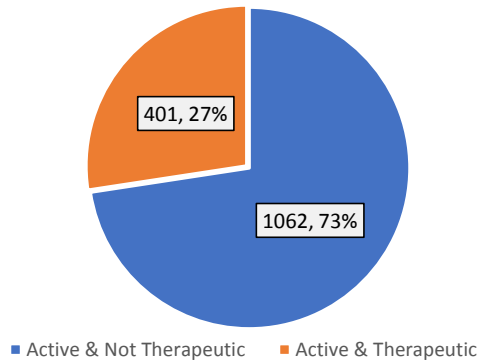
## Region 5 (Westchester)

### Active Therapeutic Foster Homes Associated with County

**1463** Foster Homes, that were open on 12/31/19 are considered "Active". This may represent a more accurate count of *available* foster homes.

Of those active homes, how many were **therapeutic**? Note: Statewide, **30%** of active homes are therapeutic.

Active Foster Homes on 12/31/19  
by Therapeutic Designation



#### What are the outcomes for those homes?

(to answer these questions,  
use the foster home level file)

**Do children leave therapeutic foster homes to permanency more often than to moves (lateral or step up)?**

**Do therapeutic foster homes have a longer or shorter length of service?**

**What are the characteristics of children placed in therapeutic foster homes?**

### Which Parent Agencies have Active/Therapeutic Foster Homes?

Table (below) provides the names of the parent agencies for the foster homes associated with your region.

Review the list of parent agencies, below, that recruit and support the foster parents that are associated with the region. Note: A foster home is listed as therapeutic if it was therapeutic at any time during this current foster home episode. Foster homes may transfer from one parent agency to another within their foster home episode.

See following page.

Parent Agency	Active/ Non Therapeutic	Active/ Therapeutic	Total Active Foster Homes
Abbott House	18	44	62
Astor Services Child & Families		39	39
Berkshire Farm		84	84
Cardinal McCloskey Services	3	11	14
Catholic Guardian Soc	18	10	28
Cayuga Home For Children	8	3	11
Children's Aid Society	9	5	14
Children's Village Inc	20	3	23
Coalition Hispanic Family Ser	1	2	3
Dutchess County DSS	91	1	92
Family Focus Adoption Svcs	2		2
Family Services Of Westchester	1	5	6
Forestdale	16	2	18
Good Shepherd Services	1	1	2
Graham-Windham	5	4	9
HeartShare St. Vincent's Services	6		6
Hope For Youth Inc		26	26
Jewish Child Care Asn/ Jcca Ny	7	5	12
Kidspace Nat Ctr N.a.		45	45
Little Flower Children's Ser	26	14	40
Lutheran Social Services Nyc	2		2
Mental Health Assn/Ulster Cty		6	6
Mercy First	2	6	8
Nassau Co Health & Human Res	58	1	59
New Alternatives For Children	4	1	5
New York Foundling	10	3	13
North American Family Inst		16	16
Northeast Parent & Child Soc	1		1
Ohel Children's Home & Service	5		5
Orange County DSS	152		152
Putnam County DSS	11		11
Rising Ground Inc	18		18
Rockland County DSS	47	1	48
Sco Family Of Services	35	36	71
Seamen's Society For Children	1		1
Sheltering Arms Child & Family Service	2		2
St Catherine's Ctr Children		13	13
St Dominic's Home	6		6
Suffolk County DSS	205	11	216
Sullivan County DSS	24	1	25
Ulster County DSS	81		81
Westchester County DSS	158	1	159
Wyoming County DSS		1	1
You Gotta Believe!	8		8
<b>Total Active Foster Homes</b>	<b>1062</b>	<b>401</b>	<b>1463</b>



**Region 5 (Westchester)**

**Median Length of Service:**

The median length of service gives us information about how long foster parents serve. It is a calculation that represents the time it takes for half of the foster parents to leave foster parenthood. For example, if 100 new foster parents were certified in 2018, and half of them (50), left service in 18 months, then the 2018 median length of service is 18 months.

The individual foster home file provides information on the foster parent's length of service and their characteristics.

What is the agency's median length of service for foster homes in the region?  
 How does it compare to NYS's foster home median length of service?  
 Does the median length of service differ based on foster parent characteristics and experiences?

**Median Length of Service in Months**

**Median length of Service for all foster homes opened between 1/1/16 and 12/31/18**

Foster Home Characteristic	Region 5 (Westchester)	New York State
All Foster Homes	18.0	19.5
All Therapeutic Foster Homes	21.5	20.7
Foster Homes that fostered teens two or more times	23.6	25.4

Note: If you are interested in the median length of service for other cohorts, this can be calculated using the individual foster home file.

If you have varying lengths of service, what are some questions you might ask?

**Examples:**

Are those with a short length of service relative homes with the intention of fostering once?

Statewide, foster parents who foster teens repeatedly tend to have a longer length of service, why? Are there additional supports we provide to those parents that could be replicated with other foster parents?

Note: The length of service observes the foster home's Resource Identification Number through closure, regardless of certifying agency. Foster home is certified/approved on an annual basis, and due to various reasons, some homes may have a certification lag. In order to adjust for this, if a home has a lag of less than three months, then, for purposes of this data packet, the certification/approval is "bridged", allowing for a length of service calculation that is more representative of the foster parent's practical length of service.

## Region 5 (Westchester)

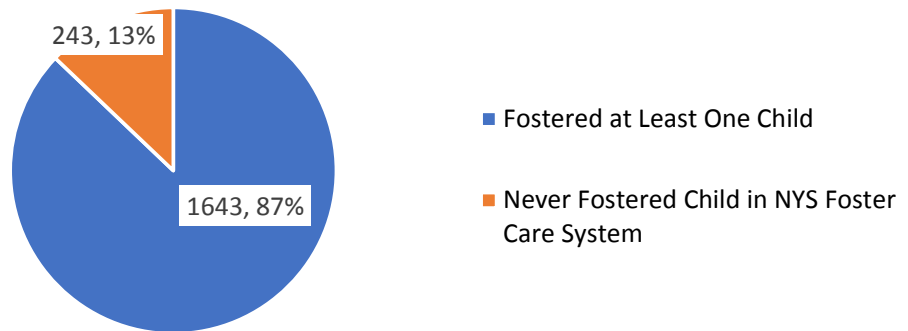
### Foster Home Utilization

What percent of foster homes ever fostered a child in NYS's foster care system?

#### Experience Fostering Children (any age) in NYS Foster Care System

Number of Homes Open on 12/31/2019 in this jurisdiction: 1886

Of All Homes Open on 12/31/19, the number/percentage that have ever Fostered a Child in the NYS Foster Care System



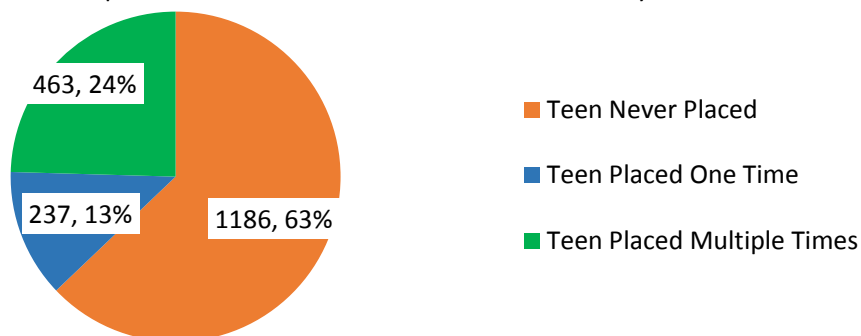
Statewide, **89%** of all homes open on 12/31/19 had fostered a child (any age) at least once. How does the region compare? What might be some reasons your percent is higher/lower than the NYS rate?

### Foster Homes where Teens were Placed

When analyzing this region's data, consider if there are a sufficient number of new and existing foster homes to meet the anticipated demand, post FFPSA implementation.

#### Homes Open on 12/31/2019: Number and Percent of Homes that Accepted a Teen Placement

Of All Homes Open on 12/31/19, the number/percentage that Accepted a Teen Placement in the NYS Foster Care System



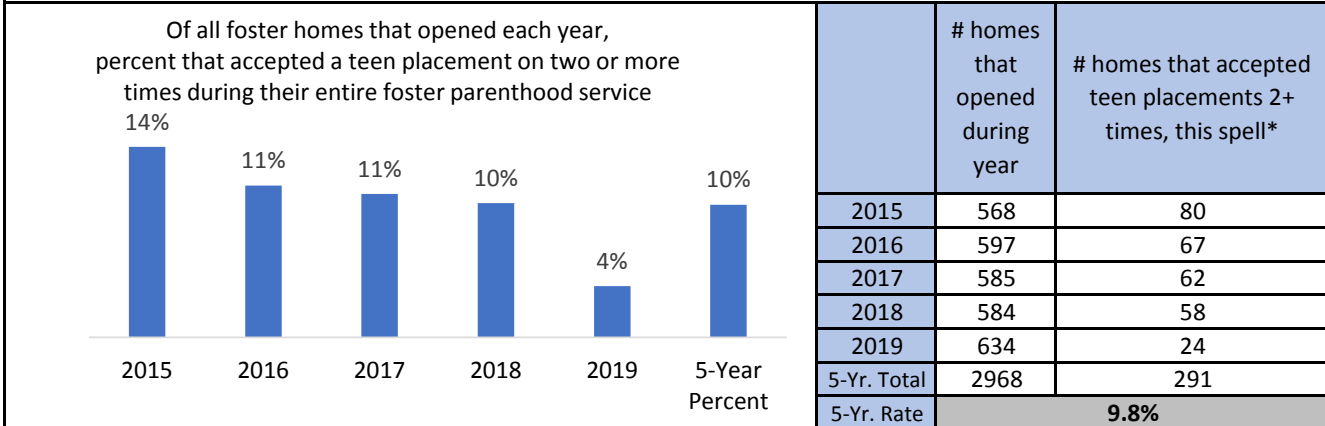
Statewide, **37%** of all homes open on 12/31/19 had accepted a teen one or more times. How does this region compare? What might be some reasons your percent is higher/lower than the NYS rate?

## Region 5 (Westchester)

### Foster Homes that were Ever Open: Experience with Teen Placements

The number of homes open on 12/31/19 do not represent all foster homes *ever* open; some homes that were open, have closed before 12/31/19.

For recruitment purposes, a jurisdiction might ask: "Of all the homes that we opened during a time period, how many of them accepted teen placements?". The graph below shows the percent of foster homes that opened during the year, that accepted a teen placement on more than one occasion during their foster parenthood experience.



Note: This is a count of foster homes that accepted teen placements on two or more occasions during the foster home spell that began during the year. Some homes may have fostered more teens during other foster home episodes. Refer to the foster home level file for additional information.

**Statewide, the 5-year rate is 10.3%.**

**Critical Thinking:** You may notice that fewer homes that opened in 2019 have accepted teen placements. Research shows that foster parents who successfully foster teens generally have more fostering experience prior to their first teen fostering experience, therefore, we are less likely to see new foster parents taking teens. (Ross, T., PHD, Gerber, L., MA, & Pang, Y. C., PHD. (2019). Home Away From Home. Lessons for Building a One Family, One Home Foster Care System.)

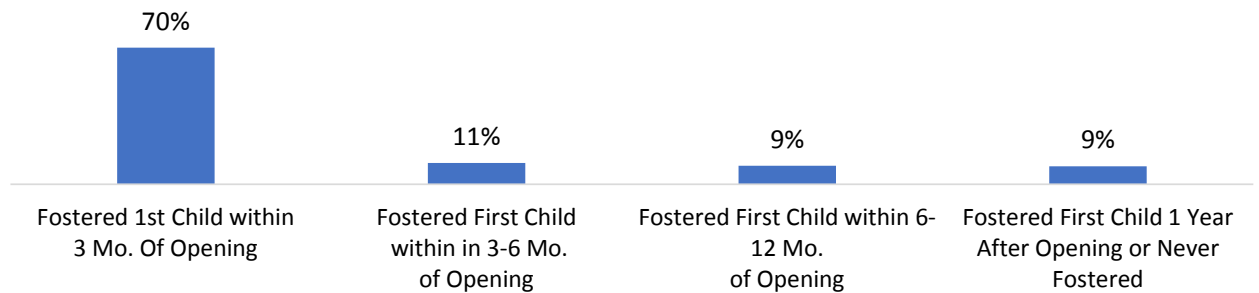
## Region 5 (Westchester)

### Utilization of New Foster Homes

The first three months of certification is an important time. If a foster home does not foster a child within their initial three months of certification, they are much less likely to ever foster a child.

Statewide, according to the data, approximately **79%** of foster homes are fostering a child within the first three months of certification/approval.

Time Between Foster Home Opening and First Child Placed  
(All Homes Open on 12/31/19)



## Region 5 (Westchester)

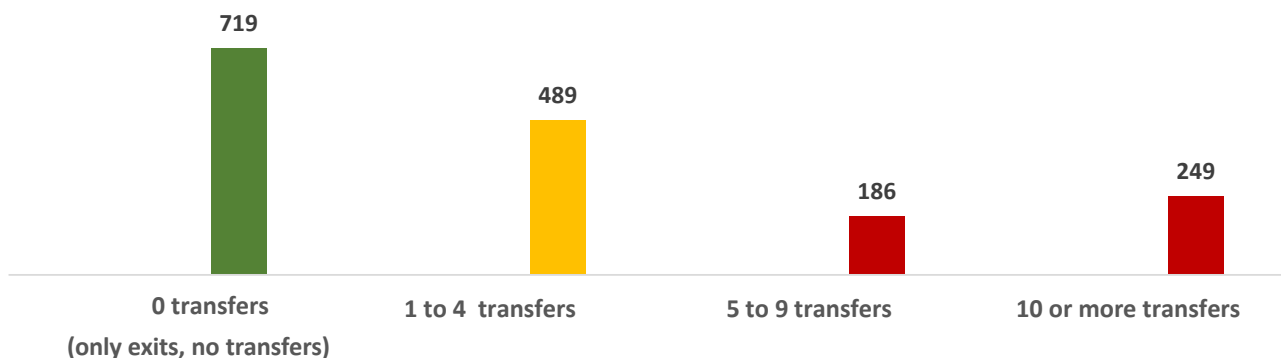
### Transfers From Foster Homes

"Children need consistency, predictability, and attachment to a caring adult to thrive. Multiple placements have been found to lead to delayed permanency outcomes, academic difficulties, and struggles to develop meaningful attachments". (Rutter, M., & Sroufe, L. A. (2000). Developmental psychopathology: Concepts and challenges. Development and Psychopathology, 12(3), 265-296.)

Note: Statewide, 47% of homes open on 12/31/19 had at least one transfer from the home to another placement type. The predominate transfer type statewide is a **lateral** move from one foster home to another. A breakdown of the type of transfers can be found in the individual foster home file.

If many foster homes have multiple transfers, it points towards a potential systemic issue (i.e.: placement decisions, foster home training, or support). If the transfers are from only a few foster homes, it may be indicative of home-specific issues. Which is the case in this region?

Number of Foster Homes with Transfers to Another Placement Type, Grouped by Number of Transfers  
(for homes open on 12/31/19 that fostered children)

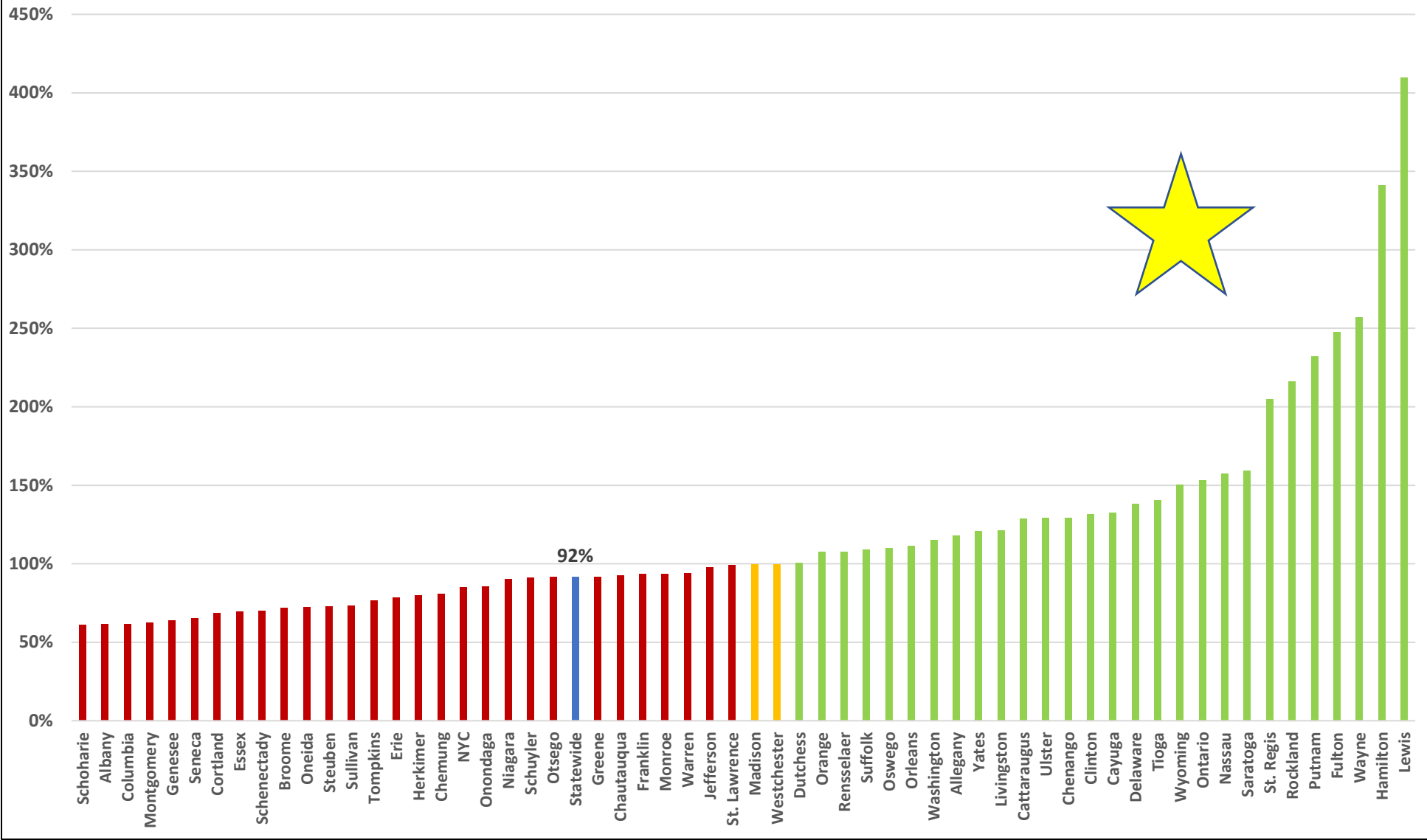


What is the process for matching children to foster homes?  
Are there any characteristics that homes with similar experiences have in common?  
What is the level of support for these homes?

### Estimated Capacity vs. Estimated Need, by County on 12/31/19

Est. Capacity: Number of foster homes associated with jurisdiction regardless of foster home parent agency.

Est. Need: Number of family groups (children with shared case ID) expected to need foster homes if Family First targets are met.



Local Department of Social Services	A. Total Number of Active* Foster Homes <u>Associated</u> with the County (regardless of parent agency; some homes may not be available to the district)	B. Total Number of Children In Care on 12/31/19	C. Number of Family Groups In Foster Care on 12/31/19, less the 12% FFPSA congregate care target	D. Percent of Active Homes to Family Groups (A divided by C)
Albany	89	228	144	62%
Allegany	40	58	34	118%
Broome	129	300	180	72%
Cattaraugus	55	67	43	129%
Cayuga	55	80	42	132%
Chautauqua	70	123	76	92%
Chemung	60	121	74	81%
Chenango	44	68	34	129%
Clinton	51	63	39	131%
Columbia	24	60	39	62%
Cortland	25	54	37	68%
Delaware	31	39	22	138%
Dutchess	125	204	124	101%
Erie	455	790	578	79%
Essex	26	59	37	70%
Franklin	88	147	94	93%
Fulton	32	21	13	248%
Genesee	30	85	47	64%
Greene	31	52	34	92%
Hamilton	3	1	1	341%
Herkimer	43	77	54	80%
Jefferson	73	123	75	98%
Lewis	20	15	5	410%
Livingston	31	43	26	121%
Madison	25	38	25	100%
Monroe	285	484	304	94%
Montgomery	22	60	35	63%
Nassau	187	165	119	158%
Niagara	94	167	104	90%
NYC	4838	9788	5681	85%
Oneida	120	264	166	72%
Onondaga	287	532	336	85%
Ontario	50	49	33	153%
Orange	234	344	218	107%
Orleans	27	32	24	111%
Oswego	108	183	98	110%
Otsego	29	42	32	92%
Putnam	21	15	9	232%
Rensselaer	57	81	53	108%
Rockland	71	56	33	216%
Saratoga	62	59	39	159%
Schenectady	93	211	132	70%
Schoharie	23	59	38	61%
Schuyler	11	21	12	91%
Seneca	14	27	21	66%
St. Lawrence	158	295	159	99%
St. Regis	19	22	9	205%
Steuben	60	110	82	73%
Suffolk	331	470	303	109%
Sullivan	52	123	71	73%
Tioga	28	28	20	140%
Tompkins	32	63	42	77%
Ulster	140	185	108	129%
Warren	20	27	21	94%
Washington	25	33	22	115%
Wayne	30	16	12	257%
Westchester	302	480	303	100%
Wyoming	24	22	16	150%
Yates	12	17	10	121%
<b>Statewide</b>	<b>9678</b>	<b>17,446</b>	<b>10541</b>	<b>92%</b>

\* An active foster home is a home that has actively fostered a child within 6 months of data as of date (12/31/19)

Source: OCFS Foster Parent Spell File; Data as of 12/31/19 and OCFS Data Warehouse In Care Summary