



**Office of Children
and Family Services**

2016 Safe Harbour: NY Program Data

**Madeline Hannan, MSW
Anti-Trafficking Coordinator**

January 9, 2018

Safe Harbour: NY Overview

- A child welfare-led system response to enhance identification and service delivery to trafficked, exploited, and at-risk youth
 - County-wide
 - Multi-disciplinary
 - Capacity building and service providing
 - Leverages existing resources
- Supports efforts required by the *Preventing Sex Trafficking and Strengthening Families Act*
 - All youth in the care, custody, and supervision of OCFS, LDSS, and Voluntary Agencies are screened for sex trafficking
 - Screening results are categorized by risk level (medium, high, meet federal definition). Levels were developed from Safe Harbour: NY practice

Program Participants

2015	2016	2017
17 counties fully funded (DSS)	25 counties fully funded (DSS)	29 counties fully funded (DSS)
10 SEY (sexually exploited youth – Youth Bureau)	4 SEY	2 SEY
Data provided by 8 counties	Data provided by 16 counties	In process



2016 Highlights

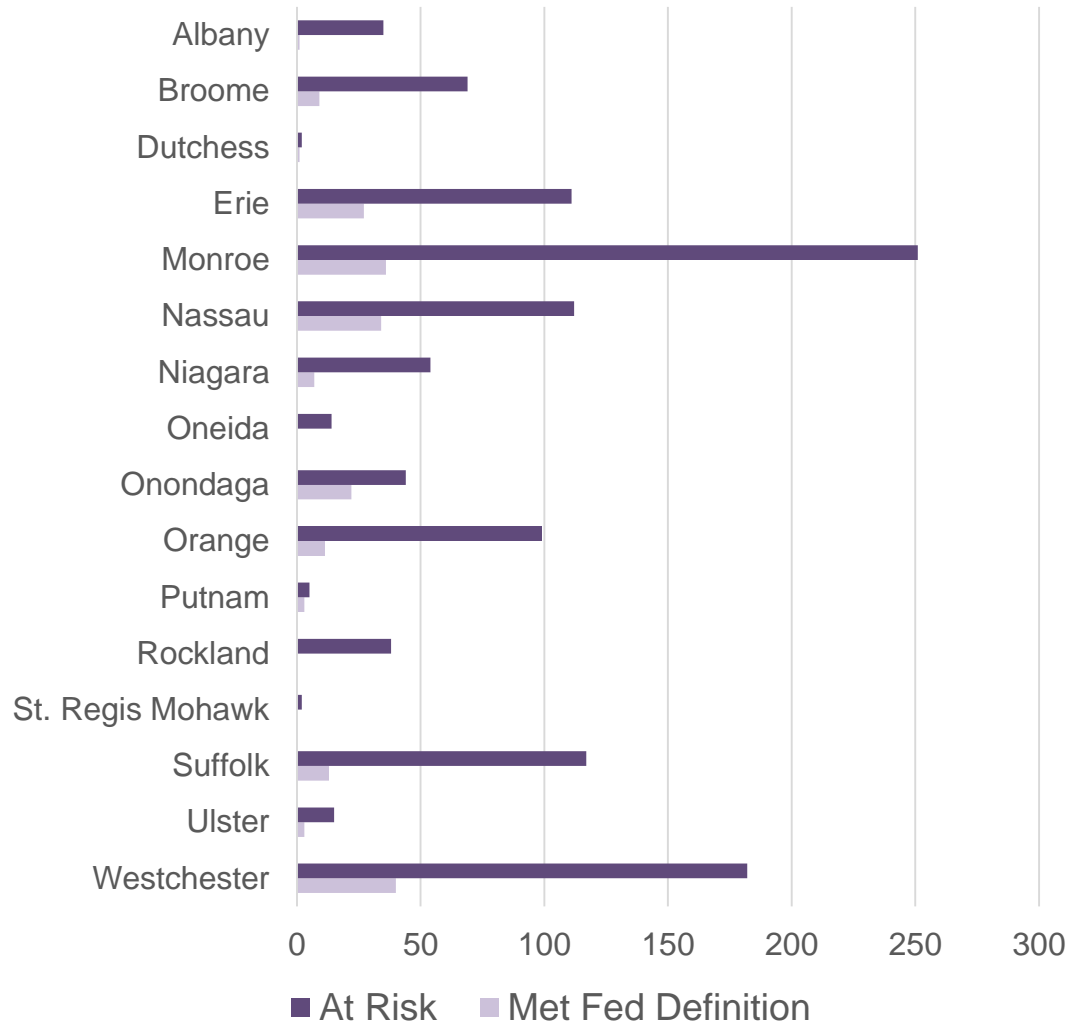
- **16 counties provided data:** Albany, Broome, Dutchess, Erie, Monroe, Nassau, Niagara, Oneida, Onondaga, Orange, Putnam, Rockland, Suffolk, Ulster, and Westchester, and the St. Regis Mohawk Tribe
- **1,357 youth were identified as at-risk of trafficking or meeting the federal definition of a trafficking victim;**
 - 207 met the federal definition of a child sex trafficking victim*
 - 1,150 were identified as at high or medium risk* of trafficking
 - Labor trafficking cases were identified in 9 of the 16 counties reporting data

*For more information on how risk levels of trafficking were determined please refer to OCFS-3920



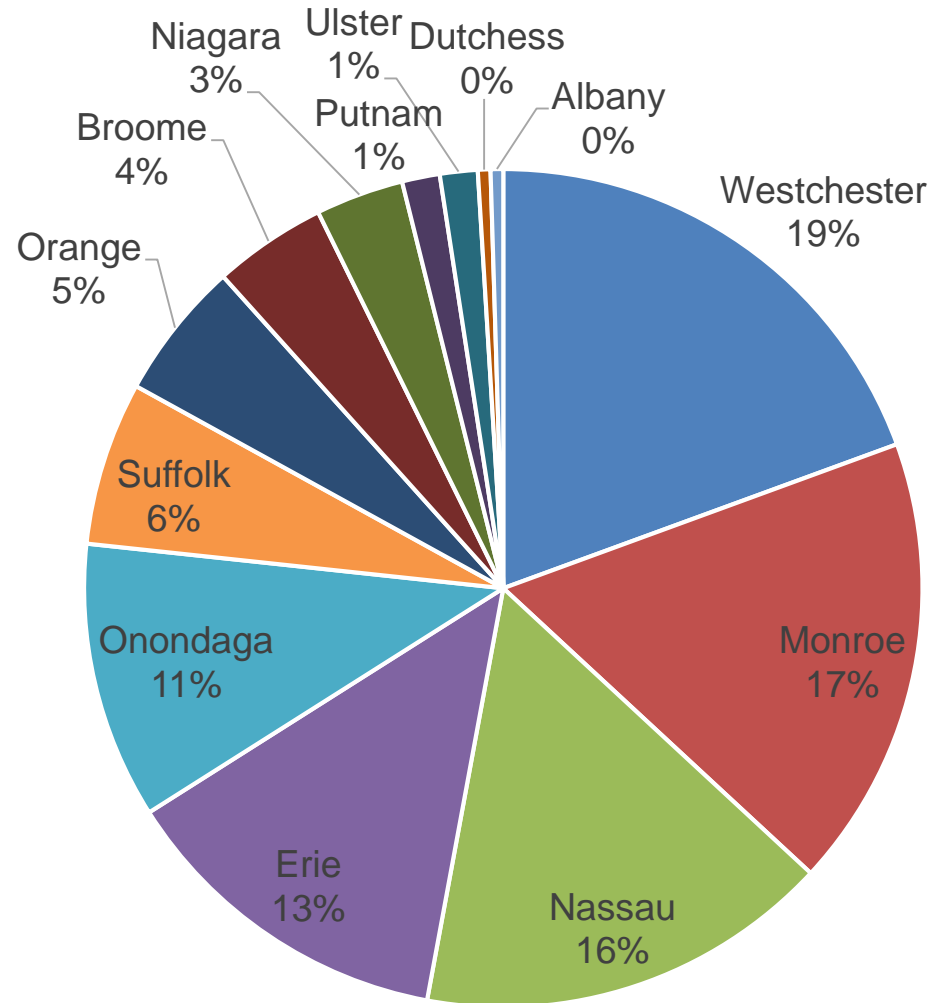
2016 Identifications by County

County	# of Youth At Risk	# Met Fed. Definition
Albany	35	1
Broome	69	9
Dutchess	2	1
Erie	111	27
Monroe	251	36
Nassau	112	34
Niagara	54	7
Oneida	14	0
Onondaga	44	22
Orange	99	11
Putnam	5	3
Rockland	38	0
St. Regis Mohawk	2	0
Suffolk	117	13
Ulster	15	3
Westchester	182	40
Total	1,150	207

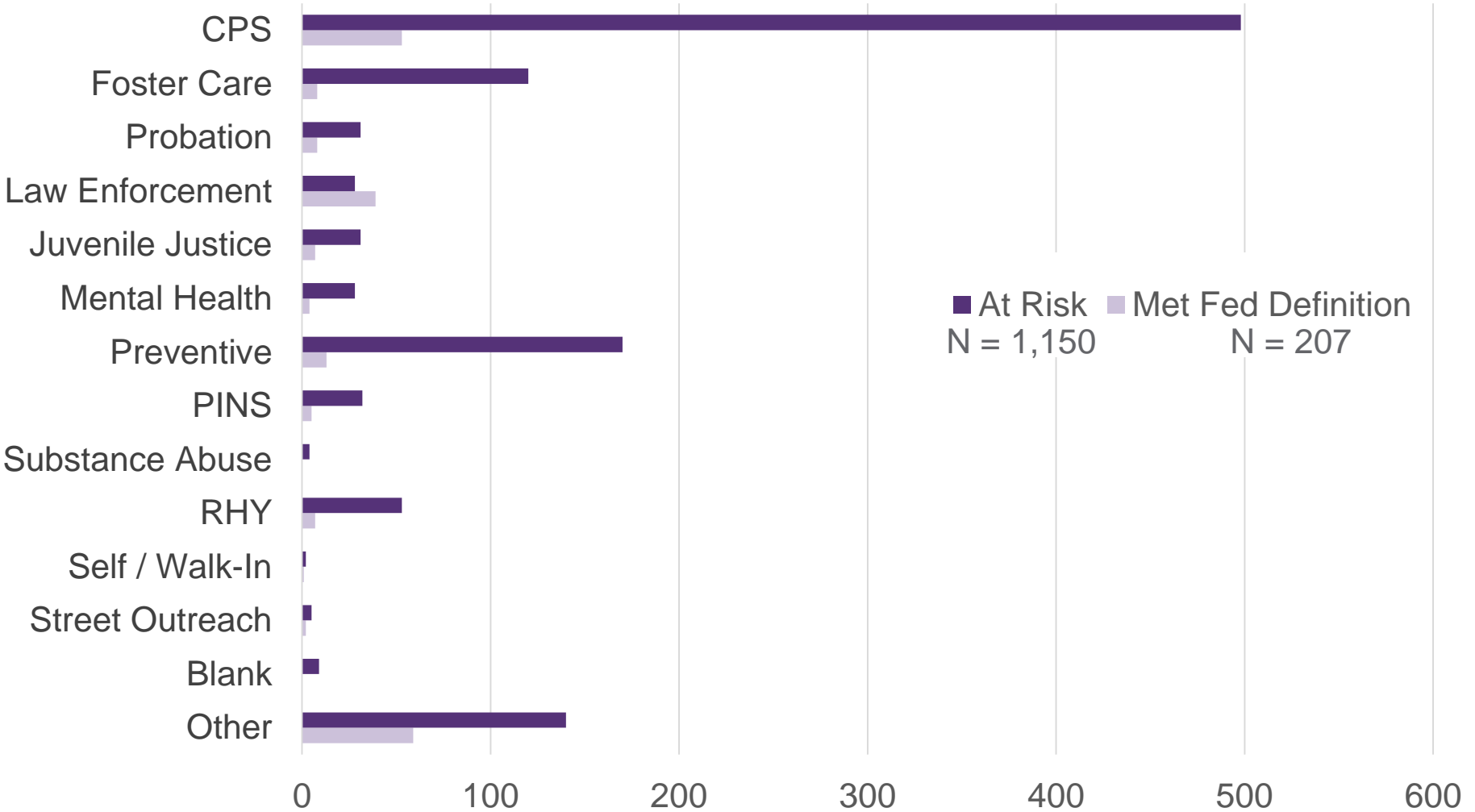


2016 Federal Identifications by County

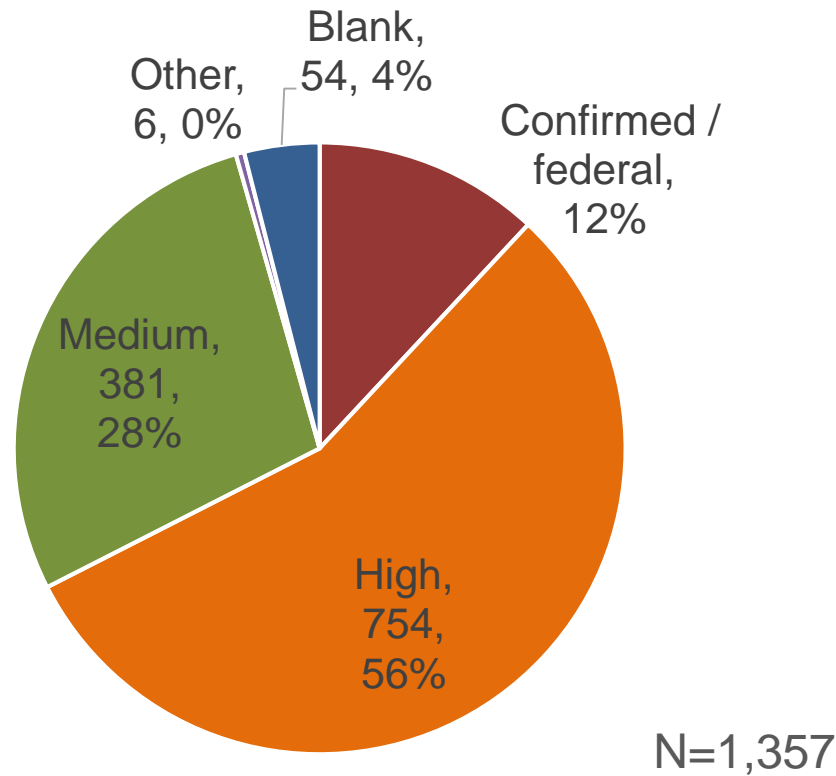
County	# Met Fed. Definition
Albany	1
Broome	9
Dutchess	1
Erie	27
Monroe	36
Nassau	34
Niagara	7
Oneida	0
Onondaga	22
Orange	11
Putnam	3
Rockland	0
St. Regis Mohawk	0
Suffolk	13
Ulster	3
Westchester	40
Total	207



2016 Identifications by Referral Source

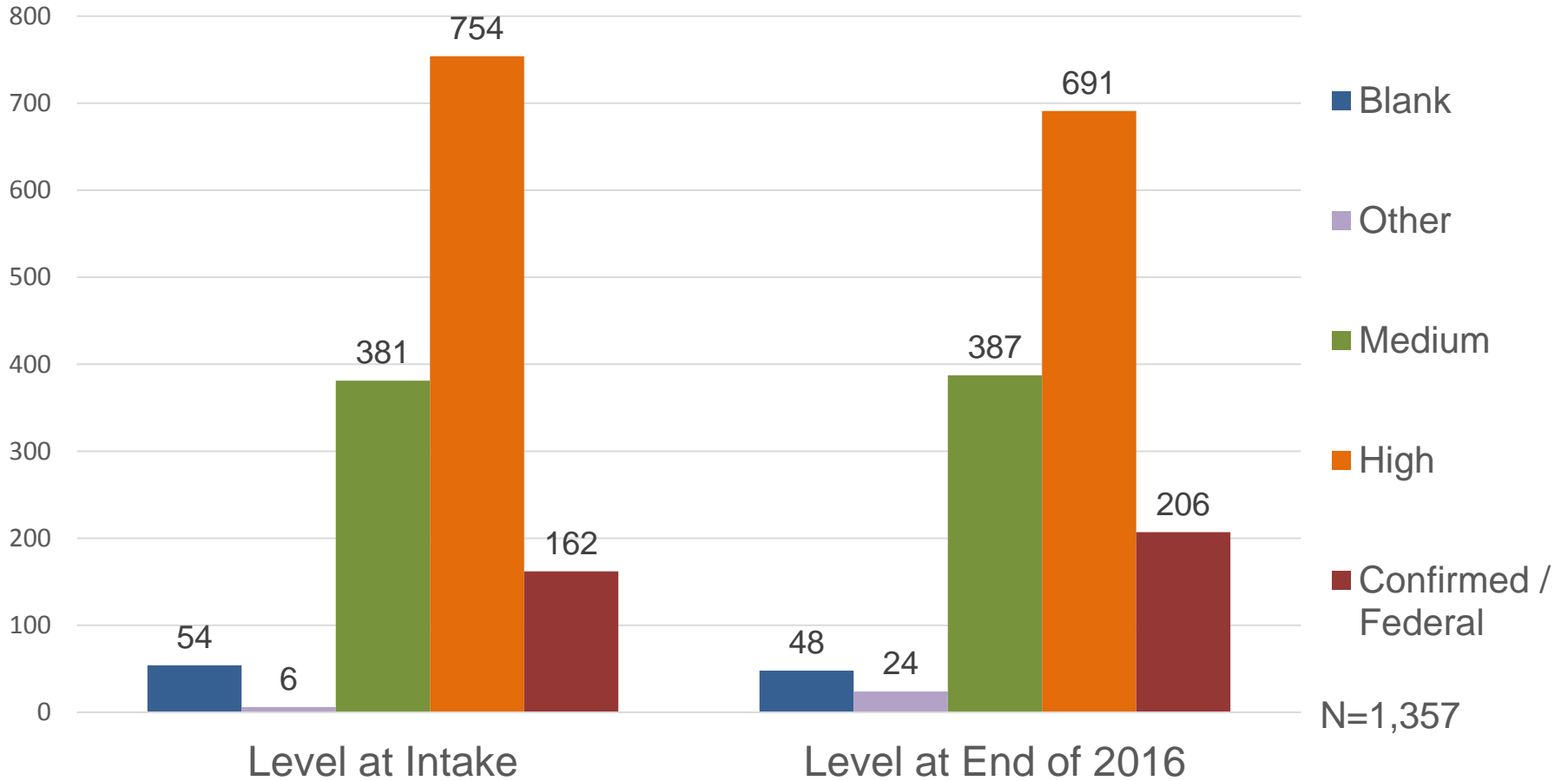


2016 Identifications by Risk Level at Intake



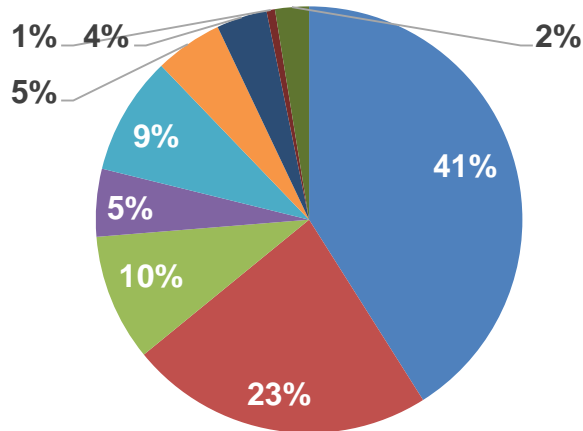
*For more information on how risk levels of trafficking were determined please refer to OCFS-3920

2016 Identifications by Level at Intake and End of Year

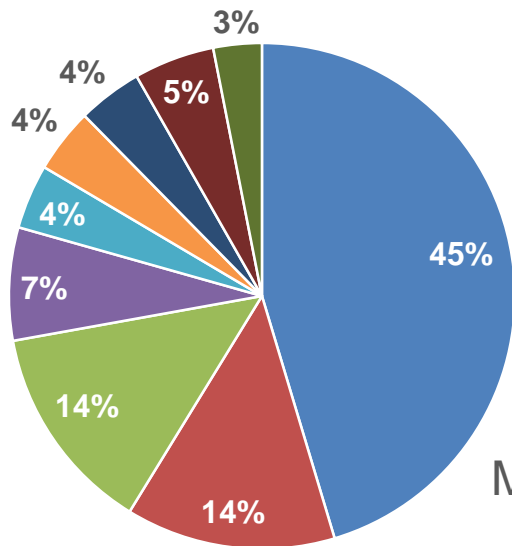


Most frequent change in level was from “high risk” to “confirmed / federal”

2016 Alleged Sex Trafficking Perpetrator



At Risk
N= 156*

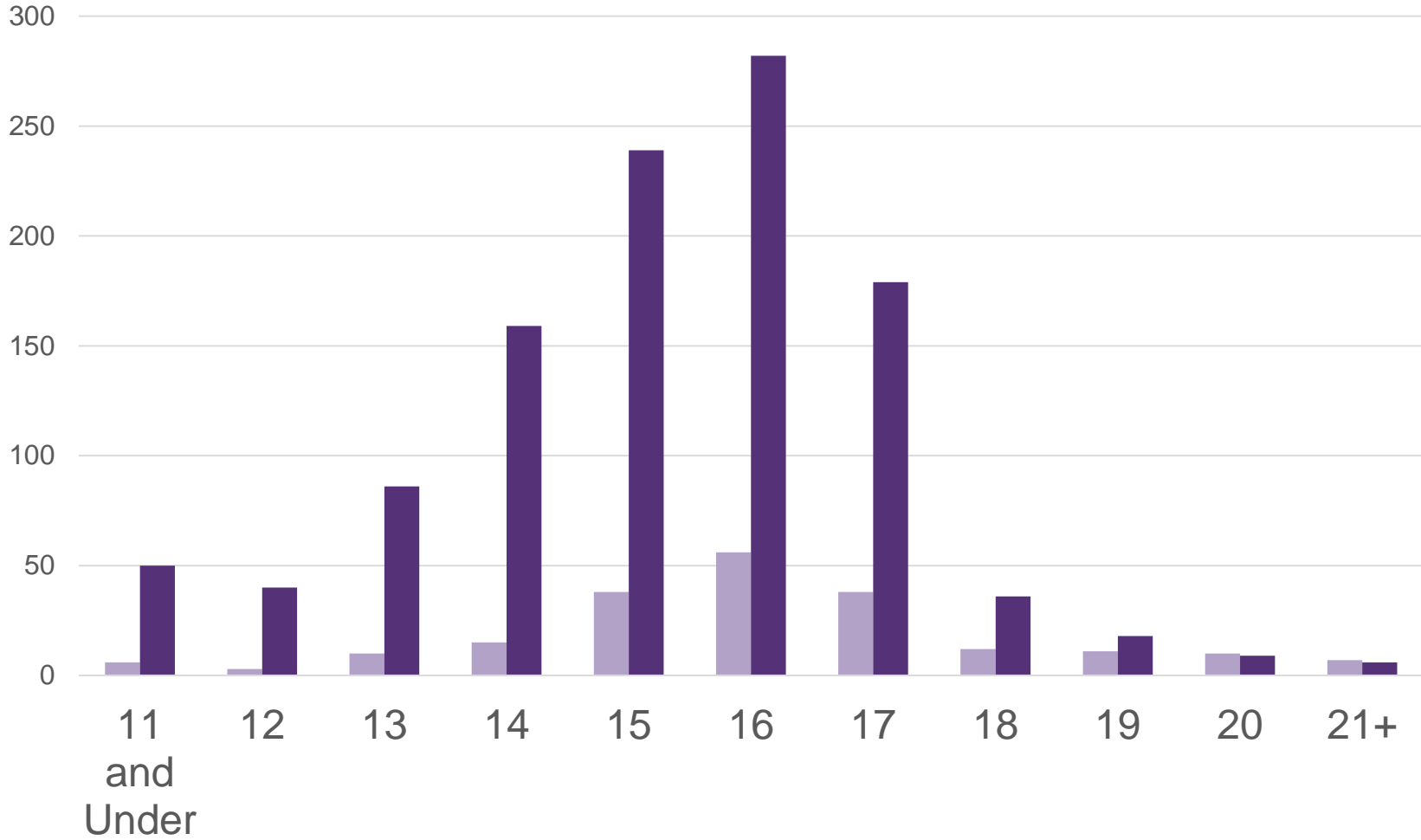


Met Federal
Definition
N= 97*

- Romantic Partner
- Stree-based / Self
- Biological / foster / adopted parent
- Gang member
- Other family member (non-parent)
- Friend of family
- Romantic partner of caregiver
- Community member / neighbor
- Friend

*Responses of "other" and "blank" are excluded.

2016 Age at Intake



■ Met Fed Definition
N= 207

■ At Risk
N= 1,150



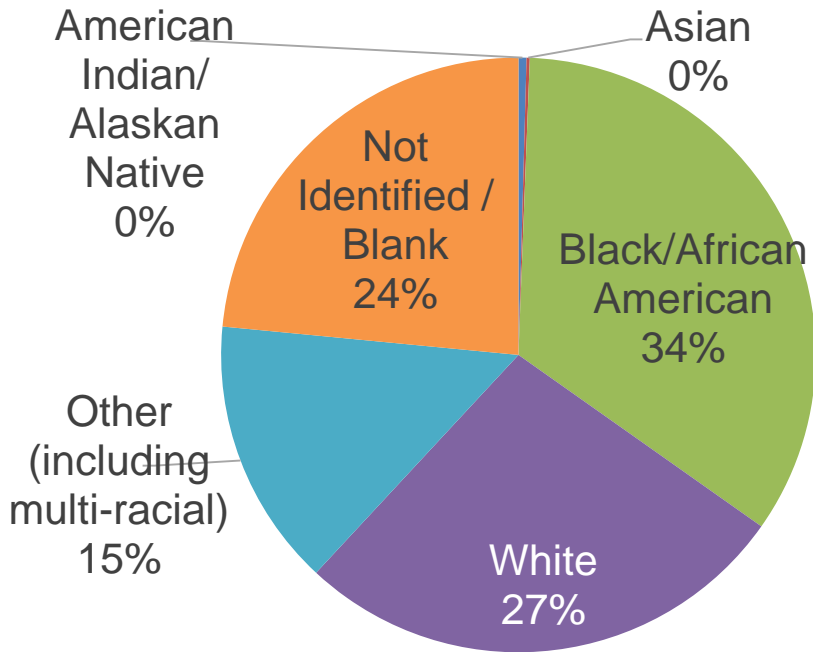
2016 Gender Identity

	# Safe Harbour Program N = 1,357	% Safe Harbour Program	# Met Federal Definition N = 207	% Met Federal Definition
Female	1,038	76%	186	89.8%
Male	189	14%	8	3.8%
Trans-female	7	1%	3	1.4%
Trans-male	5	0%	0	0%
Not Identified / Blank	118	9%	10	4.8%

2016 Sexual Orientation

	# Safe Harbour Program N = 1,357	% Safe Harbour Program	# Met Federal Definition N = 207	% Met Federal Definition
Heterosexual	372	27%	79	38.1%
Gay/Lesbian	18	1%	3	1.4%
Bi-Sexual	42	3%	10	4.8%
Questioning	8	0%	4	1.9%
Not Disclosed / Blank	917	67%	111	53.6%

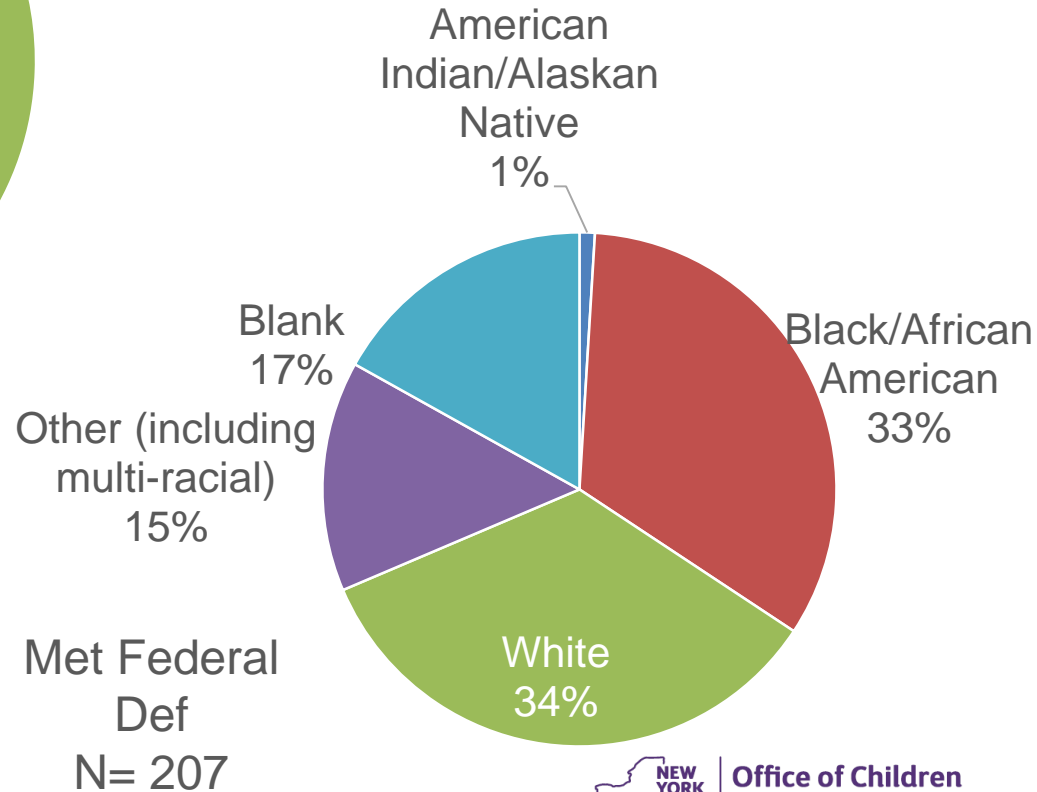
2016 Race & Ethnicity



Safe
Harbour
Program
N= 1,357

Hispanic / Latinx Identity of Youth:

- 26% At Risk
- 31% Met Federal Definition



Met Federal
Def
N= 207



Questions?

Following this presentation questions may be sent to: humantrafficking@ocfs.ny.gov

